

CHAPTER 1

WELCOME TO THE ESL CLASS



SKILLS • Meeting and Introducing People

GRAMMAR • *to be (am, is, are)*

• *this/that; these/those*

• Indefinite Article

• Singular and Plural Nouns

VOCABULARY • Classroom Items

• Cardinal Numbers

PRONUNCIATION • Consonants

Here are some of the people in the book.



Paul Wilson



Betty Wilson



Steve Wilson



Mike Breyer



Mary Breyer



Helen Pavlos



Jen Yang



Manuel Perez



Amir Abbas



Yuri Tanaka



Vince Cartelli



Martin Ngon



Rita Lachance



Alberto Duran



Alfonso Duran



Joanne Vordale



David Morris



Tan Van



Lan Van



Lynne Neuton

Read & Listen

It's break time at the school. Amir Abbas and Vince Cartelli are at the food truck.



Vince: Oops! Excuse me!

Amir: That's OK.

Caterer: Coffee?

Amir: How much is that?

Caterer: It's a dollar fifty.

Amir: Here you are.

Vince: What are those?

Caterer: They're potato chips.

Vince: How much are they?

Caterer: They're seventy-five cents.

Vince: Here's a dollar.

Caterer: And here's your change.

Vince: Thanks.

Caterer: You're welcome.



Understand Circle True or False.

1. Coffee is one dollar and fifty cents.
2. It's break time at the school.
3. Potato chips are eighty-five cents.
4. The caterer is a student at the school.
5. "Un-huh" means "Yes."
6. The change for the potato chips is twenty-five cents.

True False

True False

True False

True False

True False

True False

Practice *Talk to another student about the pictures below.*

Student 1: What's that?

Student 2: It's



Student 1: How much is it?

Student 2: It's

Student 1: Here you are.

Student 2: Thanks.

Student 1: You're welcome.




Coffee
\$1.50



Lemon Soda
\$1.25



Milk
\$0.75



Apple Juice
\$0.85

Student 1: What are those?

Student 2: They're


Student 1: How much are they?

Student 2: They're


Student 1: Here you are.

Student 2: Thanks.

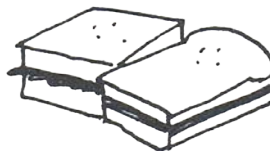
Student 1: You're welcome.



Cookies
\$0.99



Potato Chips
\$1.00




Sandwiches
\$2.00



Apples
\$0.85

Read & Listen



Practice Speak with another student. Use the variations above.



Practice Speak with another student. Use the variations below.

Student 1: Here's / Here are your

Student 2: Thank you.

Student 1: You're welcome.

1. coffee
2. apples
3. juice
4. potato chips
5. milk
6. lemon soda


7. sandwiches
8. cookies
9. change
10.



Practice Work with another student. Use the menu below.

Student 1: How much is / are


Student 2: It's / They're



M E N U					
Coffee	\$1.50	Milk	.75	Sandwiches	2.00
Lemon Soda	1.25	Apples	.85	Cookies	.99
Apple Juice	.85	Potato chips	1.00		

Read & Listen

Vince Cartelli and Amir Abbas meet at break time.



Vince: Hi! I'm Vince Cartelli.

Amir: I'm Amir Abbas.

Vince: I'm pleased to meet you.

Amir: Pleased to meet you, too.

Vince: I'm in the solar energy class.

What about you?

Amir: I'm an ESL student.

Vince: I hear the bell. The break's over.

Amir: See you later.

Vince: Yes, see you tomorrow.

Amir: Good-bye.

Vince: Bye!

Class Discussion

1. How do you say **"Hello"** and **"Good-bye"** in your language?
2. How do you say **"Pleased to meet you."** in your language?
3. How do you say **"See you later."** in your language?
4. How many languages do your classmates speak?

Understand Circle True or False.

- | | | |
|--|------|-------|
| 1. Vince Cartelli is in the solar energy class. | True | False |
| 2. Amir is in the same class, too. | True | False |
| 3. Vince and Amir are students. | True | False |
| 4. Vince Cartelli is an ESL student. | True | False |
| 5. Vince is pleased to meet Amir; Amir is pleased to meet Vince. | True | False |
| 6. "Good-bye" means "Bye." | True | False |

Practice


Work with a partner.

Student 1: Hello, I'm

Student 2: Hi! I'm

Student 1: Pleased to meet you.

Student 2: Pleased to meet you, too.



Read



Group Activity

Stand up and meet the other students in the class.

Student 1: Hello, I'm


Student 2: Hi! I'm

Student 1: to meet you.

Student 2: to meet you, too.




Read



Challenge

At the end of your class say good-bye to every student. Use the expressions above.



Read & Listen

Jen Yang's a new student in the class. She meets Paul Wilson. He's the teacher. She meets the students, too.

I'm Jen Yang I'm a new student. *Please come in.*



Jen: I'm Jen. I'm a new student.

Paul: I'm Paul Wilson, I'm the instructor.

Welcome to the class.

Jen: Here's my registration card.

Paul: Thank you.

Jen: You're welcome.

Paul: (Speaking to the class)

This is Jen Yang.

She's a new student.

She's Chinese.

She's from China.

Glad to meet you, Jen.

Pleased to meet you, Jen.

Nice to meet you, Jen.



Hello.

Hi!

Welcome to the class.



Understand Circle True or False.

1. Paul Wilson is a new student.

True False

2. Jen Yang is a new student.

True False

3. They are in the ESL classroom.

True False

4. "**Please come in.**" means "**Please sit down**".

True False

5. Jen is from Japan.

True False

6. "**You're welcome.**" means "**Welcome to the class.**"

True False

Practice

Work with a partner. Practice the dialog below.

Student 1: This is


She's / He's

Student 2: Welcome to the class.

1. Jen Yang / Chinese
2. Vince Cartelli / Italian
3. Amir Abbas / Lebanese
4. Jen Yang / a new student
5. Amir Abbas / in the ESL class
6. Vince Cartelli / in the solar energy class
7. Paul Wilson / the ESL teacher
8. Paul Wilson / in the classroom
9. The caterer / American
10. The caterer / from New York

*This is Jen Yang.
She's Chinese.*

*Welcome to
the class.*



Read

*I'm Jen Yang.
I'm in the ESL class.
I'm from China.*

*This is Jen Yang.
She's in the ESL class.
She's from China.*

*Glad to meet you.
Welcome to the class.*



Group Activity

Stand up and introduce a classmate to the class.

*I'm
I'm in the ESL class.
I'm from*

*This is
She's / He's in the ESL class.
She's / He's from*

*.....
to meet you.
Welcome to
the class.*



Write Complete the sentences with the correct words from the box below.

over	Glad	I'm	this
you	too	Good-bye	to

Jen Yang meets two students, Mary Breyer and Anna Perez, in the ESL class.

Jen: Hello. (1) I'm Jen Yang.

Anna: Hi. (2) _____ Anna Perez.

And (3) _____ is Mary Breyer.

Mary: (4) _____ to meet you, Jen.

Jen: (5) _____ to meet you, (6) _____.

Anna: (7) Welcome _____ the class.

Jen: Thank (8) _____.

Mary: Oh! the bell!

Anna: The class is (9) _____.

Jen: Bye.

Mary: (10) _____.

Anna: See (11) _____ tomorrow.



Write Match the words to make sentences.

Vince Cartelli

Juice

Amir Abbas

That

Coffee

The break

is one dollar and fifty cents.

's OK.

is in the solar energy class.

is over.

is eighty-five cents.

is an ESL student.

Dictation Listen to the teacher or your partner read the dictation at the bottom of the next page. Write the sentences below. Then, check your writing.

Dear Yen,

1. _____

2. _____


3. _____

4. _____

Amir

Read & Listen

Amir tells Jen about the students in the ESL class.



Amir: I'm an auto mechanic.
I'm Lebanese.
I'm from Beirut.

He's Paul Wilson.
He's the instructor.
He's American.
He's from the United States.

This is Yuri Tanaka
She's a beautician.
She's Japanese.
She's from Tokyo.

These two people are Mike and Mary Breyer.
Mike is an electrician and Mary is a cashier.
They're from Germany.
They're German.
They're from Berlin.

These two people are Anna and Manuel Perez.
Anna's an accountant and Manuel is a computer technician.
They're Mexican.
They're from Mexico City.

Understand *Circle True or False.*

- | | |
|---|--------------|
| 1. Paul Wilson is an electrician. | True False |
| 2. Yuri is from Tokyo, Japan. | True False |
| 3. Amir is from Mexico. | True False |
| 4. Amir is an auto mechanic. | True False |
| 5. Anna is a computer technician. | True False |
| 6. Mary and Mike Breyer are from Germany. | True False |

Dictation *(From the previous page)* Read this dictation to your partner.

Dear Yen,

1. I'm Amir Abbas.

2. I'm a student in the class, too
3. Welcome to the ESL class.
4. See you at the break. Amir

Practice

Get up and introduce yourself to the students in your class.

Student 1: Hello, I'm

Student 2: I'm

I'm from

Student 1: Glad to meet you, too.

Student 2: Glad to meet you, too.



Practice

Walk around the classroom. Introduce one student to another student.


Student 1: This is

He's / She's

He's / She's from

Student 2: Pleased to meet you.

Student 3: Please to meet you, too.



Grammar

The verb “to be.”

• Present tense of the verb “to be”

I	am	Amir Abbas
He	is	a teacher.
She	is	a student.
It	is	break time.
You	are	a student.*
You	are	students.*
We	are	in school.
They	are	in the ESL class.

• Contractions of the verb “to be”

I	'm	Amir Abbas
He	's	a teacher.
She	's	a student.
It	's	break time.
You	're	a student.
You	're	students.
We	're	in school.
They	're	in the ESL class.

* “You” is for singular and plural.

Read

Make complete sentences with the words in the box below.

I		from	the United States.
He			Mexico.
She	'm	in	the classroom.
It			a student.
We	's		students.
You			American.
They	're		break time.

Read

Country	Nationality
Afghanistan	Afghan
Argentina	Argentine/Argentinean
Australia	Australian
Belgium	Belgian
Bolivia	Bolivian
Brazil	Brazilian
Cambodia	Cambodian
Cameroon	Cameroonian
Canada	Canadian
Chile	Chilean
China	Chinese
Colombia	Colombian
Costa Rica	Costa Rican
Cuba	Cuban
Czech Republic	Czech
Denmark	Danish
Dominican Rep.	Dominican
Ecuador	Ecuadorian
Egypt	Egyptian
El Salvador	Salvadorian
England	English
Estonia	Estonian
Ethiopia	Ethiopian
Finland	Finnish
France	French
Germany	German
Ghana	Ghanaian
Greece	Greek
Guatemala	Guatemalan
Haiti	Haitian
Honduras	Honduran
Iceland	Icelander
India	Indian
Indonesia	Indonesian
Iran	Iranian
Iraq	Iraqi
Ireland	Irish
Israel	Israeli
Italy	Italian

Country	Nationality
Japan	Japanese
Jordan	Jordanian
Kenya	Kenyan
Korea	Korean
Lithuania	Lithuanian
Malaysia	Malaysian
Mexico	Mexican
Morocco	Moroccan
Netherlands	Dutch
New Zealand	New Zealander
Nicaragua	Nicaraguan
Nigeria	Nigerian
Norway	Norwegian
Pakistan	Pakistani
Panama	Panamanian
Paraguay	Paraguayan
Peru	Peruvian
Philippines	Filipino
Poland	Polish
Portugal	Portuguese
Puerto Rico	Puerto Rican
Qatar	Qatari
Romania	Romanian
Russia	Russian
Saudi Arabia	Saudi
South Africa	South African
Spain	Spanish
Sweden	Swedish
Switzerland	Swiss
Syria	Syrian
Taiwan	Taiwanese
Tajikistan	Tajik
Thailand	Thai
Turkey	Turkish
Ukraine	Ukrainian
United States	American
Uruguay	Uruguayan
Venezuela	Venezuelan
Vietnam	Vietnamese

Challenge 1

Walk around the classroom and circle the nationalities of your classmates.

Challenge 2

Write a list of countries and the names of the students from those countries.

(Name of Country)

Students from this country

1. _____
2. _____
3. _____
4. _____
5. _____

(Name of Country)

Students from this country

1. _____
2. _____
3. _____
4. _____
5. _____

(Name of Country)

Students from this country

1. _____
2. _____
3. _____
4. _____
5. _____

Instructor: Mr. Paul Wilson

Name	Occupation	Nationality
Jen Yang	a nurse	Chinese
Amir Abbas	an auto mechanic	Lebanese
Yuri Tanaka	a beautician	Japanese
Mike Breyer	an electrician	German
Mary Breyer	a cashier	German
Anna Perez	an accountant	Mexican
Manuel Perez	a computer technician	Mexican

And she's Chinese.




Hello,

'I'm Jen Yang.
I'm an ESL student.
I'm a nurse.
I'm from China.
What about you?
Jen


[illegible]

Read

Amir Abbas is in the ESL classroom.



Vince Cartelli is in the work shop.



Understand Circle True or False.

- | | | |
|--|------|-------|
| 1. The table is in the ESL classroom. | True | False |
| 2. The tool box is in the ESL classroom. | True | False |
| 3. The teacher is in the work shop. | True | False |
| 4. Amir is in the wood shop. | True | False |
| 5. Vince is in the ESL class. | True | False |

Challenge Find the names of the tools on the workbench.

Grammar

The indefinite article

• Singular

a	book	an	auto mechanic
a	tool	an	engineer
a	window	an	accountant

• Plural

book	s	auto mechanic	s
tool	s	engineer	s
window	s	accountant	s

Notes

1. Use “**a**” before singular count nouns that begin with a consonant sound like /n/, /b/, /h/.
2. Use “**an**” before singular count nouns that begin with a vowel sound.
3. Use “**s**” or “**es**” to form the plural of most count nouns.

Write Write “**a**” or “**an**” for the singular and “**s**” for the plural nouns. Leave some spaces blank or write “**x**” in the blank spaces. See the example.

Amir: Hi, Vince.

Vince: Oh! Hi, Amir.

Amir: Here are Manuel and Mike. They're x friend s .

Mike is _____ electrician and Manuel is _____ computer technician.

Vince: Hello.

Mike and Manuel: Hi.

Amir: This is Jen Yang and Mary Breyer. They're _____ student _____, too.

Jen's _____ nurse _____ and Maria's _____ cashier.

Vince: Pleased to meet you all.

The students: Pleased to meet you, too.

Amir: And here's Mr. Wilson. He's _____ ESL teacher _____.

Mr. Wilson: Bye! See you all at the break tomorrow.

Practice Work with a partner. Talk about the pictures below. See example.

Student 1: What's number?

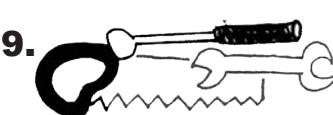
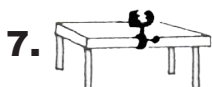

What's number 1?

It's a desk.

Student 2: It's / They're

What's number 2?

They're windows.



Quiz

Write the correct words on the lines.
Jen Yang is in the work shop.



1. _____
2. _____
3. _____
4. _____
5. _____
6. _____
7. _____
8. _____
9. _____
10. _____

Jen Yang is in the ESL classroom.



1. _____
2. _____
3. _____
4. _____
5. _____
6. _____
7. _____
8. _____
9. _____
10. _____

Read and Listen Cardinal Numbers

0 - zero	11 - eleven	30 - thirty	1,000 - one thousand
1 - one	12 - twelve	40 - forty	10,000 - ten thousand
2 - two	13 - thirteen	50 - fifty	100,000 - one hundred thousand
3 - three	14 - fourteen	60 - sixty	1,000,000 - one million
4 - four	15 - fifteen	70 - seventy	10,000,000 ten million
5 - five	16 - sixteen	80 - eighty	
6 - six	17 -seventeen	90 - ninety	
7 - seven	18 - eighteen	100 - one hundred	
8 - eight	19 - nineteen	101 - one hundred and one	
9 - nine	20 - twenty	200 - two hundred	
10 - ten			

Examples


- The book has seventy-five pages.
 - There are thirty desks in the room.
 - He is twelve years old.
 - The coffee is one dollar and fifty cents.
 - The car is twenty-five thousand* dollars.
- * Note: Do **not** write “s” for plurals after “thousand.”

Read

Paul Wilson and his son, Steve, are at home.

Daddy, Please help me with my math homework.

What's five plus three minus one?



Math Symbols: plus + minus - equals =

Read, Speak, and Write Do the math problems orally.

- | | | | | |
|-------|--------|--------|---------|--|
| 1+1= | 2+2= | 3+4= | 4+5= | 1. Five plus three equals _____ |
| 5+2= | 2+10= | 1-1= | 2-1= | 2. Two minus one equals _____ |
| 6-3= | 7-4= | 12-5= | 11-2= | 3. Four plus two equals _____ |
| 6-1= | 6+2= | 11+1= | 11-9= | 4. Twenty minus nine equals _____ |
| 10-7= | 13-3= | 20+5= | 44+6= | 5. Eight minus six equals _____ |
| 56+4= | 100+1= | 500-1= | 1000-1= | 6. Fourteen plus six equals _____ |
| | | | | 7. One minus one equals _____ |
| | | | | 8. Fifty plus fifty-one equals _____ |
| | | | | 9. One hundred minus one equals _____ |
| | | | | 10. Five plus two minus one equals _____ |

Word Order

Write the words in the correct order.

1. class / Welcome / this / to

Welcome to this class.

2. new / I'm / student / a / ESL / too

3. name / ? / What's / your

4. from / I'm / China


5. about / you / ? / What

6. from / are / Where / ? / you

7. at / break / the / you / See


Write

Answer the note above.



Pronunciation *Consonants*

Listen Pay attention to the first sound. Then, pronounce the word.



Listen Circle the word that begins with the same sound as the first letter of the first word.

<u>s</u> even	listen	see	zero
<u>h</u> elp	what	right	hello
<u>w</u> ord	Vietnam	write	window
<u>j</u> uice	yes	Japan	glad
<u>l</u> ight	later	room	you
<u>m</u> achine	new	me	we
<u>c</u> orner	ceiling	glasses	clock
<u>p</u> en	Brazil	Polish	false
<u>r</u> oom	wood	locker	registration
<u>t</u> able	David	true	chips
<u>v</u> ase	bye	one	vocabulary
<u>b</u> ook	wall	plus	break
<u>g</u> lad	class	good	work
<u>s</u> ee	zero	six	caterer

Listen and Write Listen to the word and write the first letter of each word.

- | | | |
|-----------------|--------------|-----------------|
| 1. <u>d</u> esk | 6. ____ oom | 11. ____ indows |
| 2. ____ ight | 7. ____ apan | 12. ____ even |
| 3. ____ en | 8. ____ ine | 13. ____ lad |
| 4. ____ ero | 9. ____ ello | 14. ____ ook |
| 5. ____ alse | 10. ____ ou | 15. ____ able |