

Welcome to Our Class

A group of cartoon characters, including students and teachers, standing in a hallway with radiating lines in the background. The characters are drawn in a simple, friendly style. There are seven people in total: a woman on the left, a boy shaking hands with a man, a woman, a man with a surprised expression, a woman, a man holding a book, and two boys on the right.

Chapter 1

SKILLS/COMPETENCIES • Meeting and Introducing People


GRAMMAR • *to be*

(*am, is, are*) • *this / that, these / those* • Indefinite Article •



Single and Plural nouns

VOCABULARY • Classroom items, Cardinal Numbers

It the first day of class. It s break time at school. Amir Abbas and Vince Cartelli are at the food truck.



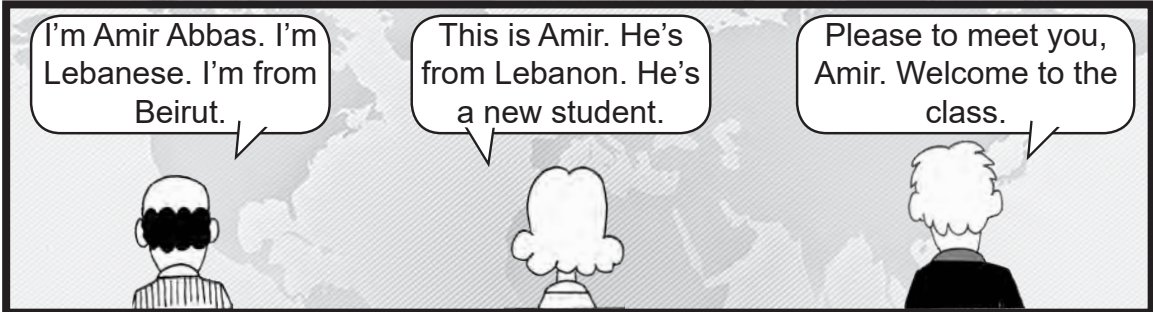


Vince Cartelli and Amir Abbas meet at break time.



They meet other students in the school.



Jen Yang's a new student in the class. She meets Paul Wilson. He's the teacher. She meets the students, too.



Amir tells Jen about the students in the ESL class.


I'm an auto mechanic. I'm Lebanese.
I'm from Beirut.

He's Paul Wilson. He's the instructor.
He's American. He's from Los Angeles in California.

This is Yuri Tanaka. She's a beautician. She's Japanese. She's from Tokyo, Japan.

These two people are Mike and Mary Breyer. Mike is an electrician and Mary is a cashier. They're from Germany. They're German. They're from Berlin.


These two people are Anna and Manuel Perez. Anna's an accountant and Manuel is a computer technician. They're Mexican. They're from the capital, Mexico City.



Jen Yang is a student.

And she's Chinese.

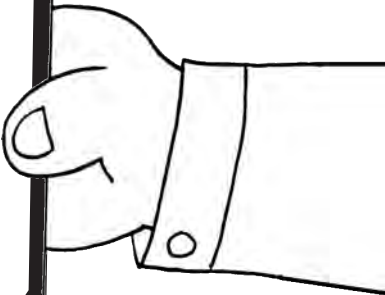
She's a nurse.



Jen writes a note to Yuri.

Hello,
I'm Jen Yang.
I'm an ESL student.
I'm a nurse.
I'm from China.
What about you?
Jen

Class List		
Class: English as a Second Language 1		
Instructor: Mr. Paul Wilson		
Name	Occupation	Nationality
Jen Yang	a nurse	Chinese
Amir Abbas	an auto mechanic	Lebanese
Yuri Tanaka	a beautician	Japanese
Mike Breyer	an electrician	German
Mary Breyer	a cashier	German
Anna Perez	an accountant	Mexican
Manuel Perez	a computer technician	Mexican



Isn't This the Workshop?



Chapter 2

SKILLS/COMPETENCIES • Meeting and Introducing People • Telling Time


GRAMMAR • *to be* (negative and question forms)
• *to be* + adjective • where / when • in / on

VOCABULARY • Common Occupations • Numbers
(telephone, year, age)


Joanne Vordale speaks to Anna in the ESL classroom.





Joanne Vordale sees a friend, Vince Cartelli, in the hall.




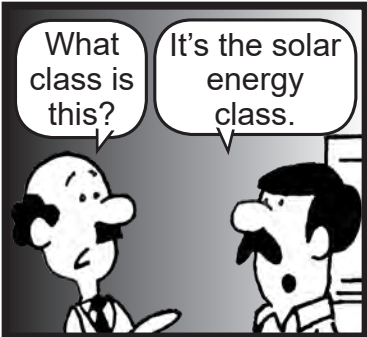
Vince is in the work shop.




Amir is lost.





Amir asks a student for directions.



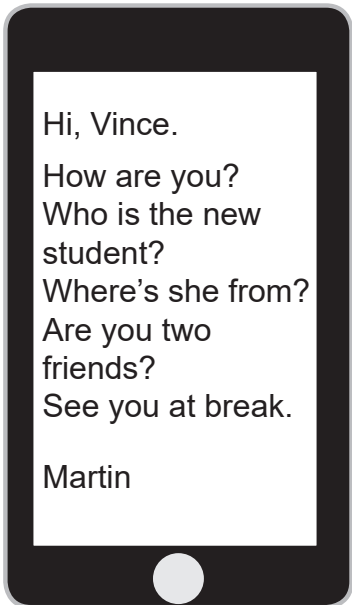


Amir is in the ESL Level 1 classroom




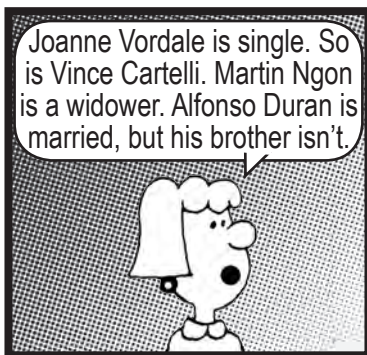



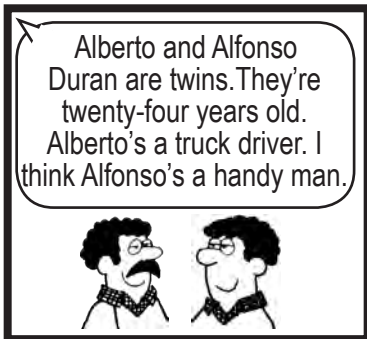
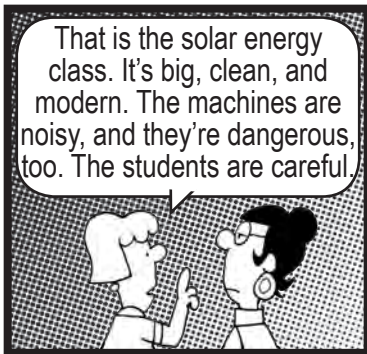
Joanne meets the new teacher, Mr. David Morris.



It's break time.



Anna Perez tells Jen Yang about the solar energy class.



Answer the questions.
Circle YES or NO.

1. Are you a student?	<u>Yes</u>	No	6. Are you single?	Yes	No
2. Are you married?	Yes	No	7. Are you happy?	Yes	No
3. Are you widowed?	Yes	No	8. Are you strong?	Yes	No
4. Are you an instructor?	Yes	No	9. Are you friendly?	Yes	No
5. Are you retired?	Yes	No	10. Are you smart?	Yes	No


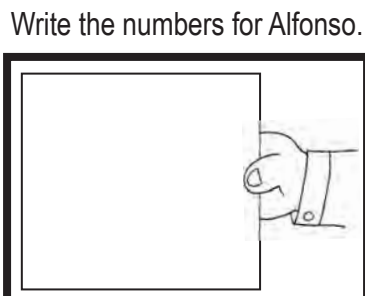









Jen looks in the classrooms. What's in the rooms? Read the sentences and circle **T** for True or **F** for False. See example.





- | | | |
|---|------------------------------------|---|
| 1. It's three o'clock. | <input checked="" type="radio"/> T | F |
| 2. The clock is in the room. | T | F |
| 3. The classroom door is open. | T | F |
| 4. A map is in the classroom. | T | F |
| 5. A picture is on the classroom wall. | T | F |
| 6. The whiteboard is on the floor. | T | F |
| 7. Two pens are on the desk. | T | F |
| 8. The white notebook is on the desk. | T | F |
| 9. The notebook is open. | T | F |
| 10. A black book is on the table. | T | F |
| 11. The table is in the hall. | T | F |
| 12. The picture isn't on the wall. | T | F |
| 13. The light isn't on the ceiling. | T | F |
| 14. The lockers aren't in the workshop. | T | F |
| 15. The lockers are closed. | T | F |
| 16. Tools are in the tool box. | T | F |
| 17. The workshop floor is white. | T | F |
| 18. The machine is black. | T | F |
| 19. The tool box is on the table. | T | F |
| 20. A broom is in the workshop. | T | F |
| 21. The safety glasses aren't on the floor. | T | F |
| 22. The workshop door is open. | T | F |
| 23. The "Be Careful" sign is on the wall. | T | F |
| 24. A hammer is on the floor. | T | F |
| 25. The light is black and white. | T | F |


Answers: 11T, 21T, 31T, 41F, 51T, 61F, 71T, 81F, 91T, 101T, 111F, 121F, 131F, 141F, 151F, 161T, 171T, 181F, 191T, 201T, 211F, 221T, 231T, 241F, 251T










Mr. Paul Wilson is the English instructor. He welcomes the new students.










In the workshop




Mr. Wilson explains the class rules.






Helen Pavlos wants to register for a class.


Is this the counseling office?




Yes, it is. May I help you?



I want to register for a computer class.




Come in at 3 p.m.




I'm here to register for a computer class.

What level?




COUNSELING OFFICE


Beginning level.




Fill out this form. Use a pen. And please print. Then, wait for the counselor.

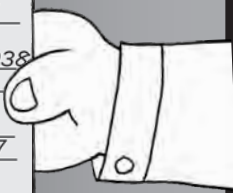


Put your last name first Then, give it back to the counselor.







REGISTRATION FORM			
NAME	<u>Pavlos</u>	<u>Helen</u>	<u>Maria</u>
	last	first	middle
ADDRESS	<u>23</u>	<u>N. Shell St.</u>	<u>Apt. 16</u>
	number	street	apartment
CITY	<u>Los Angeles</u>	STATE	<u>CA</u>
ZIP CODE	<u>90038</u>		
DATE OF BIRTH	<u>6</u>	<u>20</u>	<u>1961</u>
	month	date	year
CLASS	<u>Computer</u>	LEVEL	<u>Beginning</u>
TELEPHONE	<u>213-643-9812</u>	<u>213-562-0877</u>	
	home	mobile	
E-mail	<u>helenpavlos@gmail.com</u>		
Signature	<u>Helen Pavlos</u>		



An hour later.



Helen waits an hour.

